


# 7 Programs on the Cheap

*Presented by: Valerie Laukhuf  
Putnam County District Library  
vlaukhuf@seolibraries.org*

## No FUSS Art!

- ▶ -Altered Magazine Photos (Supplies: Magazine photos, oil pastels, and acrylic paint)
- Light bulb art (Supplies: Light bulbs, sharpies, designs)
- ▶ -Toilet Paper Roll Sculptures (Supplies: T.P. rolls, flour, water, wire coat hangers, pipe cleaners, and popsicle sticks)
- ▶ -Crazy Quilt (Supplies: Scrap Paper & Glue) NO scissors
- ▶ -Table Art (Supplies: Bulletin Board paper, overhead projector, designs, crayons, markers, and music)





# Get Down & MESSY

- ▶ -Colored tempera paint or powder WAR
- ▶ -Mud pie sculpture contest
- ▶ -Paint Bombs (Supplies: Slider sandwich baggies, Measure 1/2 cup vinegar and 1/4 cup warm water into the ziploc bag 7 add a squirt of paint, Measure 2 tablespoons of baking soda into the center of a square of a paper towel, drop in bag, zip ,and toss)
- ▶ .Water guns filled with paint (Use for war or art project)
- ▶ -Balloons filled with shaving cream, paint, or tempera powder
- ▶ -Pudding Pictionary
- ▶ -Paint or muddy Slip & Slide
- ▶ \*I HIGHLY recommend changes of clothes, towels, and a HOSE!\*



# It's your LUCKY Day

- ▶ -Book Fortune Tellers
- ▶ -Scratch off lottery tickets (Supplies: Tickets, Silver paint & dish soap)
- ▶ -Good Luck Jar (Lucky Star Origami)
- ▶ -Grab some LUCK pull tab posters
- ▶ -Game: Qwirkle (Is it luck or logic?)
- ▶ -Craft: Chinese Good Luck Knot
- ▶ -Snack: Lucky Charms or ANYTHING GREEN (Smoothies)



**LUCKY STAR**  
This is another set of instructions. The right side of the paper strip in these pictures are referring to the outer part of the strip.



# Recycled BOOKACTIVITIES

- ▶ What to do with all those books that are damaged beyond repair or older than dirt?
- ▶ -Book Putt Putt Golfing
- ▶ -Book Jenga
- ▶ -Dominoes
- ▶ -OLYMPICS
  - ▶ \*Shot Put a Book (Chuck a book)
  - ▶ \*Tug-A-Book
  - ▶ \*Balance a book
  - ▶ \*Hurdle a book
  - ▶ \*Book Cart Races
  - \*Standing long Book
  - \*Book Scotch
  - \*Book Relay
  - \*Twisted Book (Dizzy Bat with pool noodle)



# Saturday morning Cartoons

- ▶ -Invite teens to wear pajamas, sleepers, etc.
- ▶ -Watch OLD black and white cartoons like Little Rascals and Popeye
- ▶ -Play the game: **Toaster** (You will need a toaster, bread, and a variety of edible spreads: jelly, sunflower butter, butter, ketchup, mustard, mayo, spam, dressings, ground up hot dogs, etc. Put in a slice of bread, press, and start reading off the spreads. When the toaster pops up whatever spread was read last is put on the toast and giving to that teen.)
- ▶ -Craft: **Watercolor Mug** (Supplies: Ceramic Mugs, Nail Polish, warm water, and deep container for dipping)
- ▶ -Snack: Toast, cereal, milk, and juice



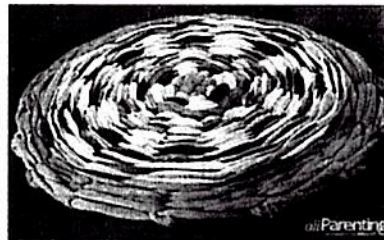
## FUN, WEIRD, & INTRIGUING

- ▶ -Human Speaker (Play music with ear buds in your nose. Open mouth as speakers)
- ▶ -3D Hologram using your phone (You will need: Graph paper, CD case, pen, scissors, tape, craft knife, smartphone. How to make the projector: 1. Sketch out a basic trapezoid shape on the graph paper using the dimensions 1x1m x 3.5cm x 6cm. 2. Snap off the shallow sides of the CD case and carefully trace around the paper template to cut the shape into the transparent plastic. Repeat four times. 3. Tape the four shapes together, with the longest sides facing the top of the structure. 4. Select the hologram-specific video you'd like to project. 5. Place the shape over a video playing on your smartphone to create a mirrored, 3D hologram.)
- ▶ -Drinking straw pearly beads (Supplies: Straws)
- ▶ -Stocking face tug-of-war (Supplies: Pantyhose)
- ▶ -Marco Polo Blindfolded with pool noodles
- ▶ -Vertical Twister
- ▶ -Worm Races (Sleeping Bags)



## Hula Hoop Volunteers

- ▶ - Volunteers who need community service hours
- ▶ -Hula Hoop Woven Storytime Mats (Supplies needed: LOTS of OLD t-shirts, scissors, and hula hoops)
- ▶ -Teens do the entire project: Cut apart the shirts, weave the mats, and teach the next batch of volunteers



# THANKS



Contact info: Valerie Laukhuf

Buena Vista District Library  
val.laukhuf@bvdl.org  
419-521-3747 ext.217

