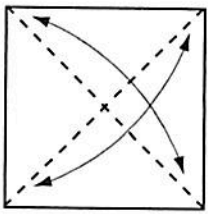


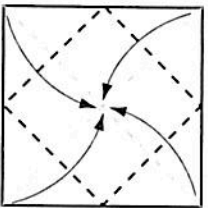


# Origami Fortune Teller

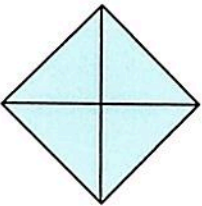
origami-fun  
www.origami-fun.com



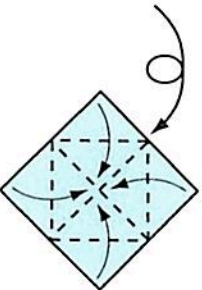
1. Start with white side up. Fold diagonally in both directions.



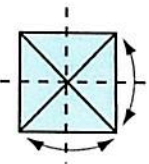
2. Fold each corner into the centre point.



3. Turn over and again fold each corner into the centre point.



4. Fold in half along creases shown, both ways, and open.



5. Number each segment from 1-8.

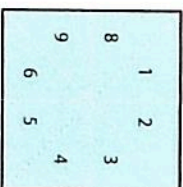
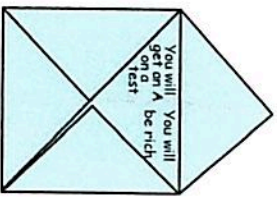
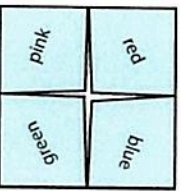


diagram is enlarged

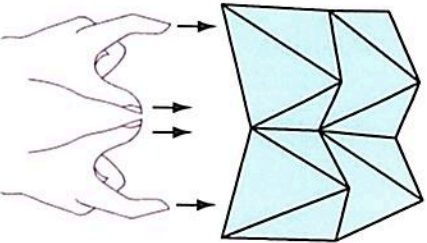


6. Open up each flap and write a fortune in each segment. Here are some fortunes:

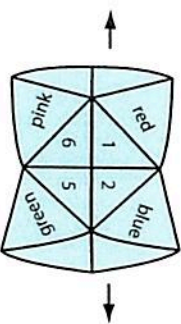
1. You will get on "A" on a test.
2. You will be rich.
3. You will have very good luck today.
4. You will have many friends.
5. Do a good deed today.
6. Someone will call you today.
7. You will go to a party soon.
8. Be careful on Tuesday.



7. Turn the model over and write a colour on each flap as shown.



Finished Fortune Teller.  
Use fingers to open.



Fortune Teller in action.

